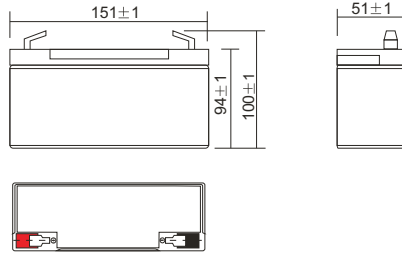



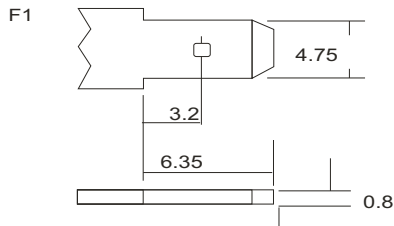


PS-6100 6V 10AH

Dimensions (mm)



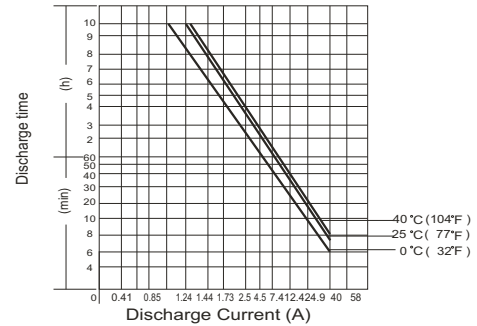
Standard Terminal (mm)



Physical Specification

Nominal Voltage		6V
Nominal Capacity (20HR)		10AH
Dimension	Length	151 ± 1mm
	Width	51 ± 1mm
	Container Height	94 ± 1mm
	Total Height (with Terminal)	100 ± 1mm
Weight		Approx 1.95kg
Standard Terminal		F1

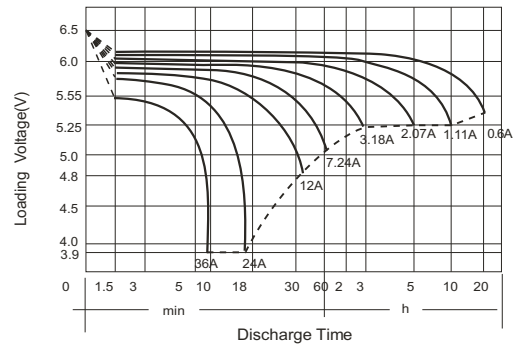
Discharging Current & Discharge Duration Time



Electrical Specification

Rated Capacity	20 hour rate (0.60A)	12AH	Constant-Voltage	Cycle	Initial Charging Current less than 3.6A. Voltage 7.20V~7.50V at 25°C (77°F) Temp. Coefficient -15mV/°C
	10 hour rate (1.11A)	11.1AH			
	5 hour rate (2.07A)	10.35AH			
	1 hour rate (7.24A)	7.24AH			
	15 minute rate (22.3A)	5.60AH			
Capacity affected by Temperature	40°C (104°F)	103%	Charge	Standby	No limit on Initial Charging Current Voltage 5.75V~5.90V at 25°C(77°F) Temp. Coefficient -10mV/°C
	25°C (77°F)	100%			
	0°C (32°F)	86%			

Discharge Characteristics (25°C ,77°C)



Constant Current Discharge Characteristics Unit: Amperes (25°C, 77°F)

F.V/Time	0.5	1	2	3	6	10	20	30	60	120	180	300	600
1.75V	66	60	55	44	38	30	16.0	11.0	6.50	3.60	3.00	1.85	1.00
1.70V	89	79	72	57	49	36	18.1	12.0	6.60	3.90	3.00	1.88	1.10
1.60V	115	101	89	70	58	43	20.2	12.9	6.90	4.10	3.10	2.04	1.18
1.75V	57	52	48	38	33	26	15.5	10.4	5.80	3.30	2.50	1.73	0.94
1.70V	79	73	66	52	44	33	17.4	10.8	6.10	3.50	2.70	1.81	0.97
1.60V	99	88	76	59	48	36	19.2	11.1	6.30	3.60	2.80	1.90	1.00

Constant Power Discharge Characteristics Unit: Watts (25°C, 77°F)

F.V/Time	0.5	1	2	3	6	10	20	30	60	120	180	300	600
1.75V	104	89	81	65	57	48	29.4	15.5	11.9	7.2	5.7	3.61	1.92
1.70V	143	122	110	89	74	53	33.0	20.3	13.0	7.5	6.0	3.77	2.12
1.60V	166	143	128	100	82	62	35.6	21.0	13.8	7.9	6.1	3.93	2.20
1.75V	91	82	77	60	54	46	25.6	14.6	9.9	6.1	4.9	3.14	1.73
1.70V	122	108	99	79	69	51	29.4	18.1	11.1	6.6	5.0	3.30	1.88
1.60V	153	133	119	96	80	53	32.0	19.2	11.5	6.9	5.3	3.50	1.96

